

# LED Candle Light B2C - Frosted E27 40W (Low flicker)

Authorized Licensee for TOSHIBA trademark



## 1. Specification:

### A. General Data

<b>Model</b>	Classic Candle E27 40W 2700K	Classic Candle E27 40W 3000K	Classic Candle E27 40W 4000K	Classic Candle E27 40W 6500K
<b>P/N</b>	DELS- CDW44P727AE21	DELS- CD344P727AE21	DELS- CD444P727AE21	DELS- CDC44P727AE21
<b>Rated Voltage</b>	230 VAC	230 VAC	230 VAC	230 VAC
<b>Frequency</b>	50 Hz	50 Hz	50 Hz	50 Hz
<b>Rated Wattage</b>	4.7W	4.7W	4.7W	4.7W
<b>Deviation Tolerance of Wattage</b>	±10 %	±10 %	±10 %	±10 %
<b>Displacement Factor</b>	0.5(typical)	0.5(typical)	0.5(typical)	0.5(typical)
<b>Rated Current</b>	40 mA	40 mA	40 mA	40 mA
<b>Maximum Input Current</b>	47 mA	47 mA	47 mA	47 mA
<b>Start On</b>	<0.5S	<0.5S	<0.5S	<0.5S
<b>Warm-up time up to 60% of the full light output</b>	<1S	<1S	<1S	<1S
<b>Dimmable</b>	NO	NO	NO	NO
<b>Beam Angle</b>	220°	220°	220°	220°
<b>Stroboscopic effect metric (SVM)</b>	≤ 0.9	≤ 0.9	≤ 0.9	≤ 0.9
<b>Flicker metric (PstLM)</b>	≤ 1	≤ 1	≤ 1	≤ 1
<b>Energy Efficiency Class(EEC)</b>	F	F	F	F
<b>Safety requirements</b>	CE			
<b>Applicable Environments</b>	Dry locations; Not suitable for totally enclosed fixtures			
<b>Ingress protection rating</b>	IP20			
<b>Impact resistance</b>	N.A			
<b>Incandescent Equivalent</b>	40W	40W	40W	40W
<b>Base</b>	E27	E27	E27	E27
<b>Photobiological Group</b>	RG 0	RG 0	RG 0	RG 0

\* Displacement factor tolerance +/- 10%

**B. Light Data**

<b>Color</b>	Soft white	Warm white	Neutral White	Cool White
<b>Color Temperature (CCT)</b>	2700K	3000K	4000K	6500K
<b>Rated Lumen Output*</b>	<b>470lm</b>			
<b>Color Rendering Index</b>	$\geq 80$			
<b>Efficacy( Useful)*</b>	100 lm/W			
<b>Efficacy( Total )*</b>	100 lm/W			
<b>Color Consistency**</b>	6 Step MacAdam Ellipse (6 SDCM)			

\*tolerance +/- 10%

\*\* 2700K center point (0.445766, 0.40983) · 3000K center point (0.4338, 0.403) · 4000K center point (0.3818, 0.3796) · 6500K center point (0.3123, 0.3283)

**C. Lifetime**

(Supplied Voltage:AC230V; Ambient Temperature: 25°C)

<b>Lumen Maintenance Factor</b>	70%of the rated lifetime
<b>Rated Lifetime – L<sub>70</sub>B<sub>50</sub></b>	15,000 hrs
<b>Switching Cycles</b>	$\geq 12,000$

**D. Temperature Operation**

<b>Normal operation temperature</b>	-20°C ~ 40°C
<b>Relative Humidity</b>	10%~ 90%

**E. Geometric Data**

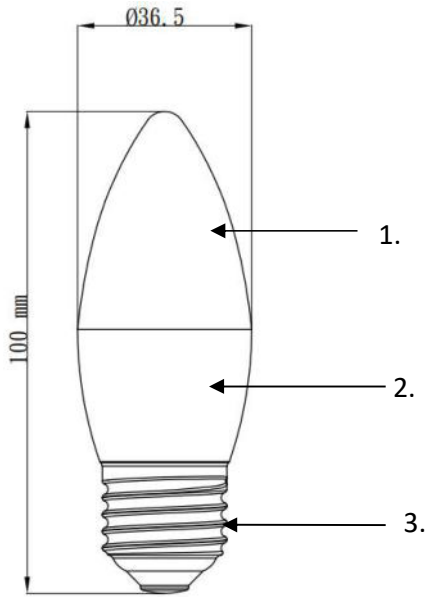
<b>Model</b>	Classic Candle E27 40W
<b>Maximum overall length</b>	100 ± 2 mm (3.94 ± 0.08 inch )
<b>Maximum diameter</b>	36.5 ± 2 mm ( 1.44± 0.08 inch )
<b>Mass</b>	19 ± 3 g

**F. Environmental relevant materials**

<b>Mercury (Hg)</b>	Comply with RoHS Directive 2011/65/EU
<b>Lead (Pb)</b>	
<b>Cadmium(Cd)</b>	
<b>Hexavalent Chromium(Cr6+)</b>	
<b>Polybrominated Biphenyls(PBBs)</b>	
<b>Polybrominated Diphenyl Ethers(PBDEs)</b>	
<b>Bis (2-ethylhexyl) phthalate(DEHP)</b>	
<b>Butyl benzyl phthalate(BBP)</b>	
<b>Dibutyl phthalate(DBP)</b>	
<b>Diisobutylphthalate(DIBP)</b>	

## 2. Outline Drawing

Unit : mm

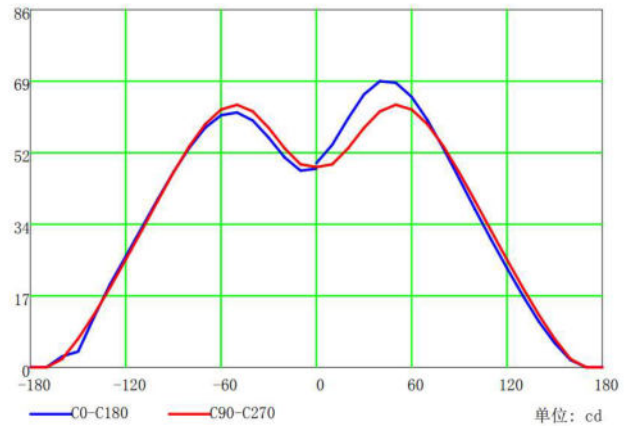
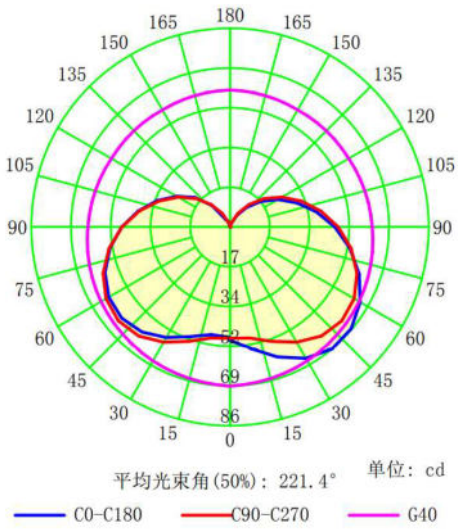


### Material Information

- 1. Globe: Plastic
- 2. Body: Plastic
- 3. Base: Metal

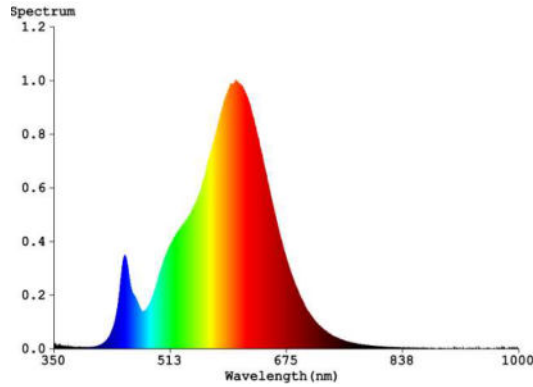
## 3. Light Distribution Curve

FWHM 220°

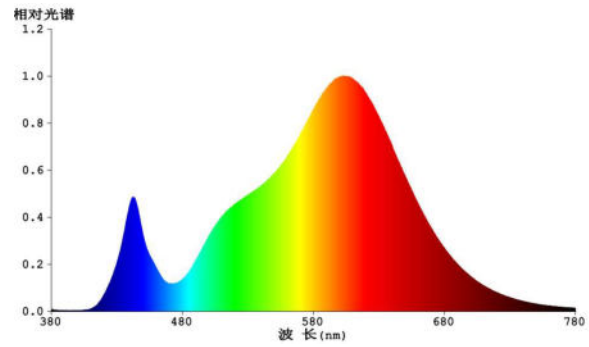


## 4. Spectrum Distribution

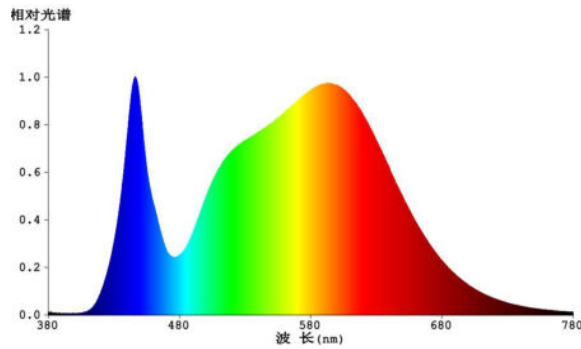
2700K Color Temperature



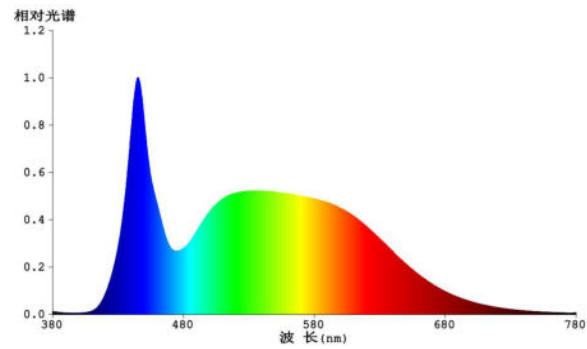
3000K Color Temperature



4000K Color Temperature



6500K Color Temperature



## 5. Warnings

Before replacing, turn off power and let lamp cool to avoid electrical shock or burn.

## 6. Cautions

Only to apply in dry and most of open fixtures with lamp-holders that offer sufficient space (10 mm free air space). Not intended for use with emergency light fixtures for exit lights.

## 7. Notes

All characteristics are estimated at room temperature (25°C), free air burning, base up burning position and at rated voltage. In view of the complex manufacturing process for light above for the technical LED parameters are merely statistical values that do not necessarily correspond to the actual technic individual products may vary from the typical values.

**8. Logistic information**

<b>Model</b>	Classic Candle E27 40W 2700K	Classic Candle E27 40W 3000K	Classic Candle E27 40W 4000K	Classic Candle E27 40W 6500K
<b>Pieces per pack</b>	1	1	1	1
<b>EAN code on pack</b>	4711112389575	4711112384570	4711112384587	4711112384594
<b>Size of pack</b>	38* 38 * 108mm			
<b>Weight per pack (G.W)</b>	24g			
<b>Packs per inner box</b>	N/A	N/A	N/A	N/A
<b>EAN code on inner box</b>	N/A	N/A	N/A	N/A
<b>ITF code on inner box</b>	N/A	N/A	N/A	N/A
<b>Size of inner box</b>	N/A	N/A	N/A	N/A
<b>Weight per inner box(G.W)</b>	N/A	N/A	N/A	N/A
<b>Packs per outer box</b>	100			
<b>EAN code on outer box</b>	N/A	N/A	N/A	N/A
<b>ITF code on outer box</b>	14711112389572	14711112384577	14711112384584	14711112384591
<b>Size of outer box</b>	400*210*235mm			
<b>Weight per outer box(G.W)</b>	3.2kg			

Packing Photograph

4711112389575



4711112384570



4711112384587

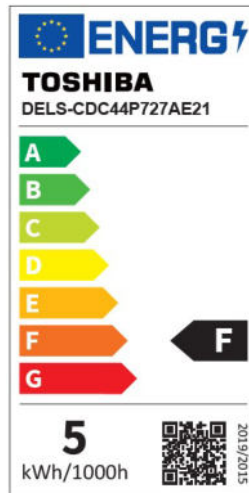
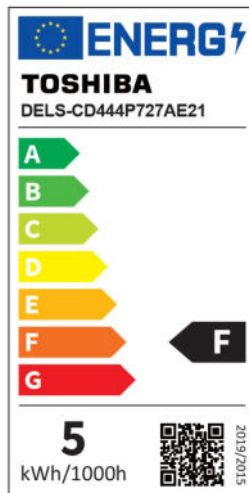
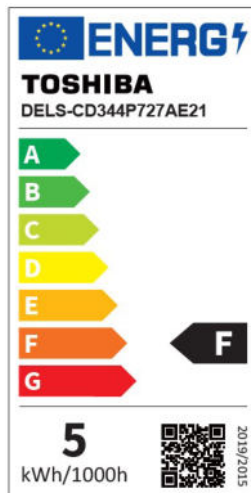



4711112384594



**9. ERP Label**

DELS-CDW44P727AE21 / DELS-CD344P727AE21 / DELS-CD444P727AE21 / DELS-CDC44P727AE21



**10. Conformity**

<b>2014/35/EU; Low Voltage Directive</b>	EN 62560:2012+A1:2015 、 EN62471:2008 EN 62493:2015 、 IEC/TR 62778: 2014
<b>2014/30/EU; EMC Directive</b>	EN 55015: 2013+A12015 、 EN 61000-3-2:2014 、 EN 61000-3-3: 2013 EN 61547:2009
<b>2009/125/EC; ErP Directive</b>	(EU) 2019/2015 、 (EU) 2019/2020 、 (EU) 2021/340 、 (EU) 2021/341
<b>2011/65/EU+(EU)2020/659; RoHS Directive</b>	EN IEC 63000 : 2018

**11. Applicable countries**

Albania ,Austria , Belgium , Bulgaria , Croatia , Cyprus , Czech , Denmark , Estonia , Finland , France , Georgia  
Germany ,Greece , Iceland , Ireland , Italy , Luxembourg , Malta , Morocco , Netherland , Norway , Portugal  
Romania ,Serbia , Spain , Sweden , Switzerland , Tunisia ,U.K

Note : The requirement of each country will be reflected to the product specifications, when the products will be shipped to such country.

**12. Manufacturer**

EPILEDs TECHNOLOGIES, INC.