

# LED Dimmable SMD Candle- C35 5W E14

Authorized Licensee for TOSHIBA trademark



## 1. Specification:

### A. General Data

<b>Model</b>	C35 Dimmable 5W E14 2700K	C35 Dimmable 5W E14 3000K	C35 Dimmable 5W E14 4000K	C35 Dimmable 5W E14 6500K
<b>P/N</b>	DELS-CDW40051 4DE51	DELS-CD3400514 DE51	DELS-CD4400514 DE51	DELS-CDC40051 4DE51
<b>Rated Voltage</b>	230 VAC			
<b>Frequency</b>	50 Hz			
<b>Rated Wattage</b>	5 W			
<b>Deviation Tolerance of Wattage</b>	±10 %			
<b>Rated Current</b>	0.023 A			
<b>Maximum Input Current</b>	0.026 A			
<b>Start On</b>	<0.5S			
<b>Warm up time</b>	<1S			
<b>Dimmable</b>	YES			
<b>Beam Angle</b>	240°			
<b>Energy Efficiency Class(EEC)</b>	F			
<b>Peak luminous intensity(cd)</b>	Non-directional			
<b>R9 CRI</b>	>0			
<b>Survival factor</b>	0.9			
<b>Safety requirements</b>	CE			

<b>Displacement factor (cos φ1)**</b>	No limit
<b>Stroboscopic effect metric (SVM)</b>	0.4
<b>Flicker metric (PstLM)</b>	1
<b>Applicable Environments</b>	Dry locations; Not suitable for totally enclosed fixtures
<b>Ingress protection rating</b>	IP20
<b>Impact resistance</b>	N.A
<b>Incandescent Equivalent</b>	40W
<b>Base</b>	E14
<b>Photobiological Group</b>	RG 1

\* Displacement factor tolerance +/- 10%

\*\*No limit at  $P_{on} \leq 5W$

**B. Light Data**

<b>Color</b>	Soft White	Warm White	Natural White	Cool White
<b>Color Temperature (CCT)</b>	2700K	3000K	4000K	6500K
<b>Lumen Output* (φ Total °)</b>	470 lm			
<b>Color Rendering Index*</b>	≥ 80			
<b>Efficacy(φ Total °)</b>	94 lm/W			
<b>Color Consistency**</b>	6 Step MacAdam Ellipse (6 SDCM)			

\* tolerance +/- 10%

\*\* 2700K center point (0.445766, 0.40983) · center point (0.4338, 0.403) · 4000K center point (0.3818, 0.3796) · 6500K center point (0.3123, 0.3283)

**C. Lifetime**

(Supplied Voltage: AC 230V ; Ambient Temperature: 25°C)

<b>Lumen Maintenance Factor</b>	70% of the rated lifetime
<b>Rated Lifetime – L<sub>70</sub>B<sub>50</sub></b>	15,000 hrs
<b>Lumen Maintenance factor</b>	93.1%

D. Temperature Operation

<b>Normal operation temperature</b>	-20°C ~ 40°C
<b>Relative Humidity</b>	10% ~ 90%

E. Geometric Data

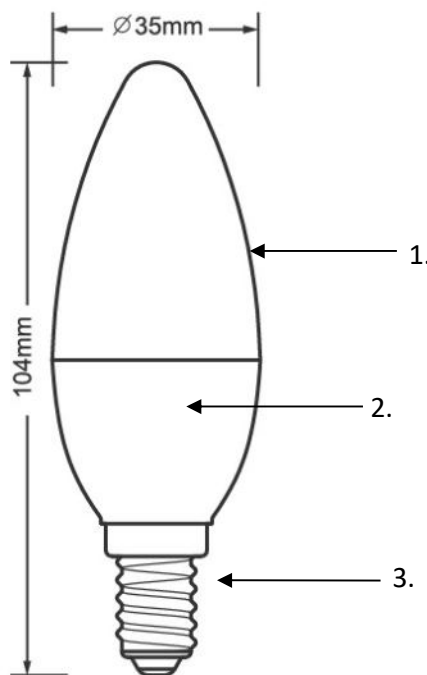
<b>Model</b>	C35 Dimmable 5W E14
<b>Maximum overall length</b>	35 ± 2 mm
<b>Maximum overall width</b>	104 ± 2 mm
<b>Mass</b>	20g ± 10%

F. Environmental relevant materials

<b>Mercury (Hg)</b>	Comply with RoHS Directive 2011/65/EU
<b>Lead (Pb)</b>	
<b>Cadmium(Cd)</b>	
<b>Hexavalent Chromium(Cr6+)</b>	
<b>Polybrominated Biphenyls(PBBs)</b>	
<b>Polybrominated Diphenyl Ethers(PBDEs)</b>	
<b>Bis (2-ethylhexyl) phthalate(DEHP)</b>	
<b>Butyl benzyl phthalate(BBP)</b>	
<b>Dibutyl phthalate(DBP)</b>	
<b>Diisobutyl phthalate(DIBP)</b>	

**2. Outline Drawing**

Unit : mm

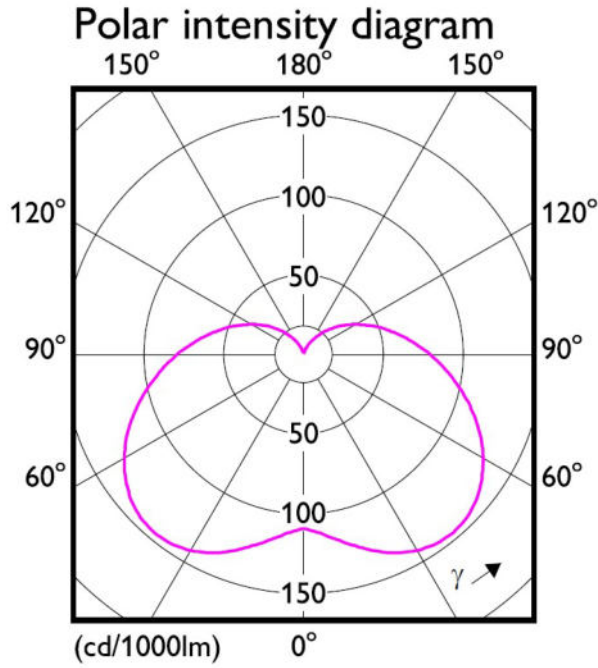


**Material Information**

- 1. Globe: Plastic
- 2. Body: Plastic
- 3. Base: Metal

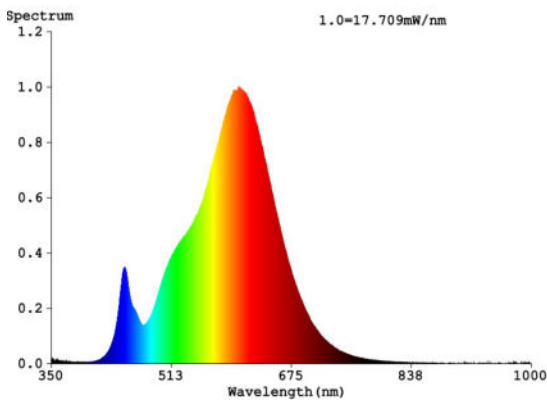
### 3. Light Distribution Curve

FWHM 240°

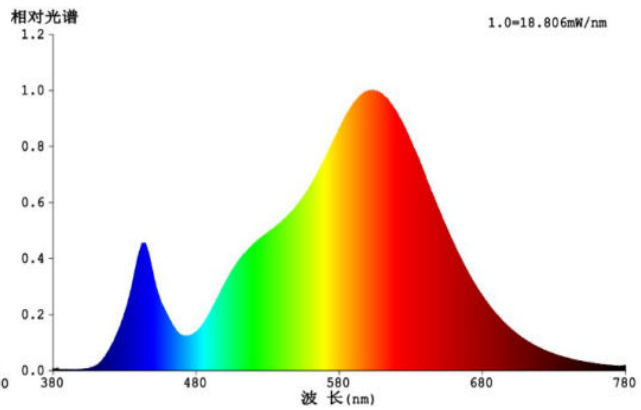


### 4. Spectrum Distribution

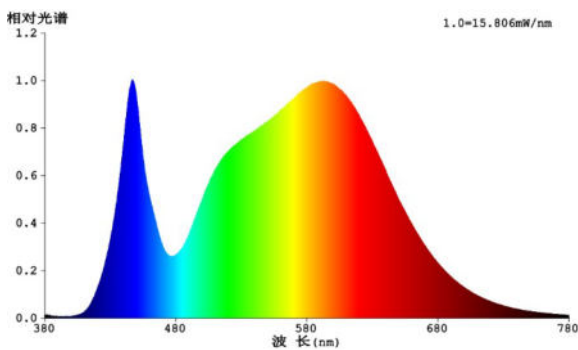
● 2700K Color Temperature



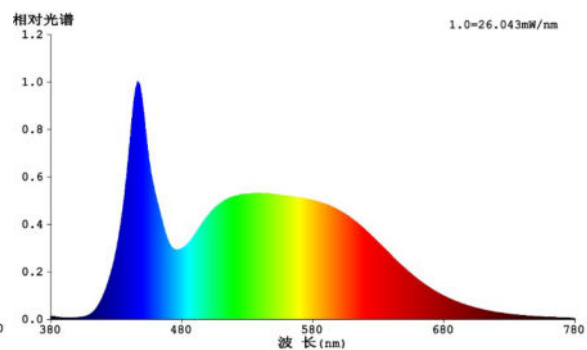
● 3000K Color Temperature



● 4000K Color Temperature



● 6500K Color Temperature



**5. Warnings**

Before replacing, turn off power and let lamp cool to avoid electrical shock or burn.

**6. Cautions**

Only to apply in dry and most of open fixtures with lamp-holders that offer sufficient space (10 mm free air space). Not intended for use with emergency light fixtures for exit lights.

**7. Notes**

All characteristics are estimated at room temperature (25°C), free air burning, base up burning position and at rated voltage. In view of the complex manufacturing process for light above for the technical LED parameters are merely statistical values that do not necessarily correspond to the actual technic individual products may vary from the typical values.

**8. Logistic information**

<b>Model</b>	C35 Dimmable 5W E14 2700K	C35 Dimmable 5W E14 3000K	C35 Dimmable 5W E14 4000K	C35 Dimmable 5W E14 6500K
<b>Pieces per pack</b>	1	1	1	1
<b>EAN code on pack</b>	4711112389735	4711112387359	4711112387366	4711112387373
<b>Size of pack</b>	37 * 37 * 115 mm			
<b>Weight per pack (G.W)</b>	30g			
<b>Packs per inner box</b>	N/A			
<b>EAN code on inner box</b>	N/A			
<b>ITF code on inner box</b>	N/A			
<b>Size of inner box</b>	N/A			
<b>Weight per inner box(G.W)</b>	N/A			
<b>Packs per outer box</b>	100			
<b>EAN code on outer box</b>	N/A			
<b>ITF code on outer box</b>	14711112389732	14711112387356	14711112387363	14711112387370
<b>Size of outer box</b>	390 * 200 * 250mm			
<b>Weight per outer box(G.W)</b>	2.8 kg			

Packing Photograph

DELS-CDW400514DE51 2700K

DELS-CD3400514DE51 3000K

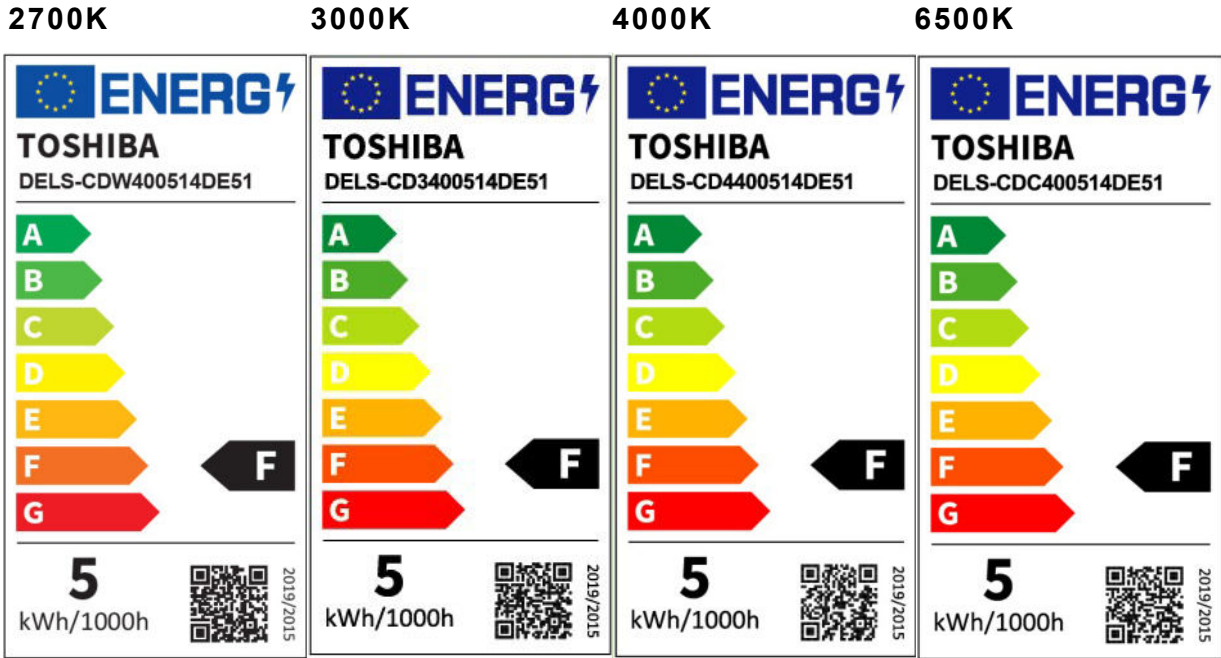


DELS-CD4400514DE51 4000K

DELS-CDC400514DE51 6500K



**9. ERP Label**



**10. Conformity**

<p><b>2014/35/EU; Low Voltage Directive</b></p>	<p>EN 62560:2012 + A1:2015 + A11:2019 · EN 62493:2015 · IEC TR 62778:2014</p>
<p><b>2014/30/EU; EMC Directive</b></p>	<p>EN IEC 55015:2019 + A11:2020 · EN IEC 61000-3-2:2019+A1:20211 · EN 61547:2009 · EN 61000-3-3:2013 + A1:2019</p>
<p><b>2009/125/EC; ErP Directive</b></p>	<p>(EU) 2019/2015 · (EU) 2019/2020 · (EU)2021/340 · (EU)2021/341</p>
<p><b>2011/65/EU+(EU)2020/659; RoHS Directive</b></p>	<p>EN IEC 63000 : 2018</p>

**11. Applicable countries**

Albania ,Austria , Belgium , Bulgaria , Croatia , Cyprus , Czech , Denmark , Estonia , Finland , France , Georgia  
Germany ,Greece , Iceland , Ireland , Italy , Luxembourg , Malta , Morocco , Netherland , Norway , Portugal  
Romania ,Serbia , Spain , Sweden , Switzerland , Tunisia ,U.K

Note : The requirement of each country will be reflected to the product specifications, when the products will be shipped to such country.

**12. Manufacturer and Toshiba brand licensee**

EPILEDs TECHNOLOGIES, INC.