

LED Candle Light B2C - Frosted E14 60W (Low flicker)

Authorized Licensee for TOSHIBA trademark



1. Specification:

A. General Data

Model	Classic Candle E14 60W 2700K	Classic Candle E14 60W 3000K	Classic Candle E14 60W 4000K	Classic Candle E14 60W 6500K
P/N	DELS- CDW400714AE21	DELS- CD3400714AE21	DELS- CD4400714AE21	DELS- CDC400714AE21
Rated Voltage	230 VAC	230 VAC	230 VAC	230 VAC
Frequency	50 Hz	50 Hz	50 Hz	50 Hz
Rated Wattage	7W	7W	7W	7W
Deviation Tolerance of Wattage	±10 %	±10 %	±10 %	±10 %
Displacement Factor	>0.5	>0.5	>0.5	>0.5
Rated Current	64 mA	64 mA	64 mA	64 mA
Maximum Input Current	70 mA	70 mA	70 mA	70 mA
Start On	<0.5S	<0.5S	<0.5S	<0.5S
Warm-up time up to 60% of the full light output	<1S	<1S	<1S	<1S
Dimmable	NO	NO	NO	NO
Beam Angle	220°	220°	220°	220°
Stroboscopic effect metric (SVM)	≤ 0.9	≤ 0.9	≤ 0.9	≤ 0.9
Flicker metric (PstLM)	≤ 1	≤ 1	≤ 1	≤ 1
Energy Efficiency Class(EEC)	E	E	E	E
Safety requirements	CE			
Applicable Environments	Dry locations; Not suitable for totally enclosed fixtures			
Ingress protection rating	IP20			
Impact resistance	N.A			
Incandescent Equivalent	60W	60W	60W	60W
Base	E14	E14	E14	E14
Photobiological Group	RG 0	RG 0	RG 0	RG 0

* Displacement factor tolerance +/- 10%

B. Light Data

Color	Soft white	Warm white	Neutral White	Cool White
Color Temperature (CCT)	2700K	3000K	4000K	6500K
Rated Lumen Output*	806lm			
Color Rendering Index	≥ 80			
Efficacy(Useful)*	115 lm/W			
Efficacy(Total)*	115 lm/W			
Color Consistency**	6 Step MacAdam Ellipse (6 SDCM)			

*tolerance +/- 10%

** 2700K center point (0.445766, 0.40983) · 3000K center point (0.4338, 0.403) · 4000K center point (0.3818, 0.3796) · 6500K center point (0.3123, 0.3283)

C. Lifetime

(Supplied Voltage:AC230V; Ambient Temperature: 25°C)

Lumen Maintenance Factor	70%of the rated lifetime
Rated Lifetime – L₇₀B₅₀	15,000 hrs
Switching Cycles	$\geq 12,000$

D. Temperature Operation

Normal operation temperature	-20°C ~ 40°C
Relative Humidity	10%~ 90%

E. Geometric Data

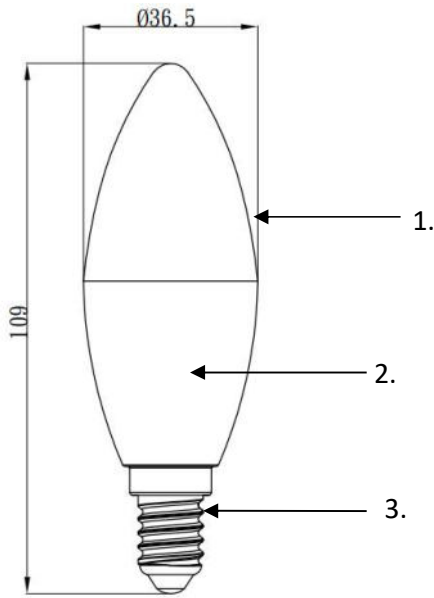
Model	Classic Candle E14 60W
Maximum overall length	109 ± 2 mm (4.29 ± 0.08 inch)
Maximum diameter	36.5 ± 2 mm (1.44± 0.08 inch)
Mass	23 ± 3 g

F. Environmental relevant materials

Mercury (Hg)	Comply with RoHS Directive 2011/65/EU
Lead (Pb)	
Cadmium(Cd)	
Hexavalent Chromium(Cr6+)	
Polybrominated Biphenyls(PBBs)	
Polybrominated Diphenyl Ethers(PBDEs)	
Bis (2-ethylhexyl) phthalate(DEHP)	
Butyl benzyl phthalate(BBP)	
Dibutyl phthalate(DBP)	
Diisobutylphthalate(DIBP)	

2. Outline Drawing

Unit : mm

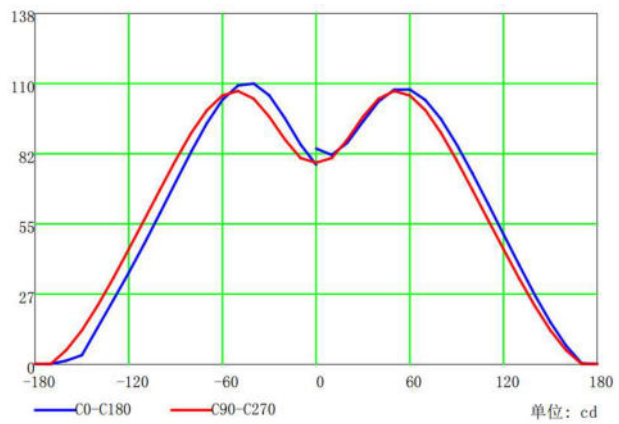
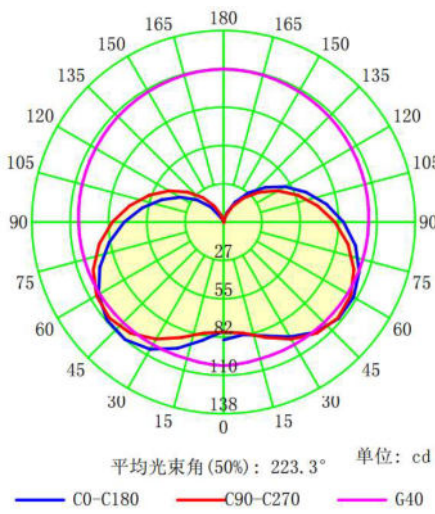


Material Information

- 1. Globe: Plastic
- 2. Body: Plastic
- 3. Base: Metal

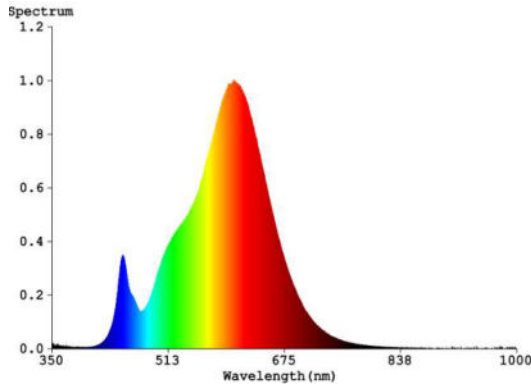
3. Light Distribution Curve

FWHM 220°

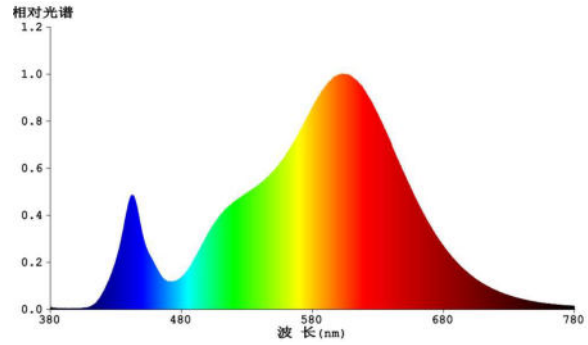


4. Spectrum Distribution

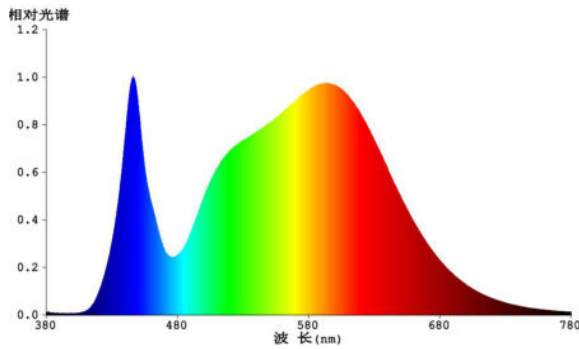
2700K Color Temperature



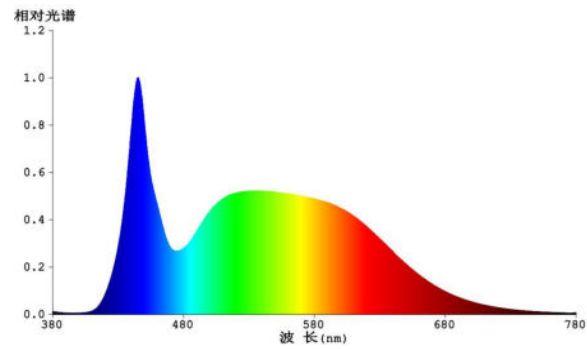
3000K Color Temperature



4000K Color Temperature



6500K Color Temperature



5. Warnings

Before replacing, turn off power and let lamp cool to avoid electrical shock or burn.

6. Cautions

Only to apply in dry and most of open fixtures with lamp-holders that offer sufficient space (10 mm free air space). Not intended for use with emergency light fixtures for exit lights.

7. Notes

All characteristics are estimated at room temperature (25°C), free air burning, base up burning position and at rated voltage. In view of the complex manufacturing process for light above for the technical LED parameters are merely statistical values that do not necessarily correspond to the actual technic individual products may vary from the typical values.


8. Logistic information

Model	Classic Candle E14 60W 2700K	Classic Candle E14 60W 3000K	Classic Candle E14 60W 4000K	Classic Candle E14 60W 6500K
Pieces per pack	1	1	1	1
EAN code on pack	4711112389551	4711112384662	4711112384679	4711112384686
Size of pack	38* 38 * 118mm			
Weight per pack (G.W)	27g			
Packs per inner box	N/A	N/A	N/A	N/A
EAN code on inner box	N/A	N/A	N/A	N/A
ITF code on inner box	N/A	N/A	N/A	N/A
Size of inner box	N/A	N/A	N/A	N/A
Weight per inner box(G.W)	N/A	N/A	N/A	N/A
Packs per outer box	100			
EAN code on outer box	N/A	N/A	N/A	N/A
ITF code on outer box	14711112389558	14711112384669	14711112384676	14711112384683
Size of outer box	400*210*255mm			
Weight per outer box(G.W)	3.5kg			



9. ERP Label

DELS-CDW400714AE21 / DELS-CD3400714AE21 / DELS-CD4400714AE21 / DELS-CDC400714AE21



10. Conformity

2014/35/EU; Low Voltage Directive	EN 62560:2012+A1:2015 、 EN62471:2008 EN 62493:2015 、 IEC/TR 62778: 2014
2014/30/EU; EMC Directive	EN 55015: 2013+A12015 、 EN 61000-3-2:2014 、 EN 61000-3-3: 2013 EN 61547:2009
2009/125/EC; ErP Directive	(EU) 2019/2015 、 (EU) 2019/2020 、 (EU) 2021/340 、 (EU) 2021/341
2011/65/EU+(EU)2020/659; RoHS Directive	EN IEC 63000 : 2018

11. Applicable countries

Albania ,Austria , Belgium , Bulgaria , Croatia , Cyprus , Czech , Denmark , Estonia , Finland , France , Georgia
Germany ,Greece , Iceland , Ireland , Italy , Luxembourg , Malta , Morocco , Netherland , Norway , Portugal
Romania ,Serbia , Spain , Sweden , Switzerland , Tunisia ,U.K

Note : The requirement of each country will be reflected to the product specifications, when the products will be shipped to such country.

12. Manufacturer

EPILEDS TECHNOLOGIES, INC.