

LED UGR16 PANEL LIGHT -595x595mm

Authorized Licensee for TOSHIBA trademark



1. Specification:

A. General Data

Model		Panel 595x595 mm 3000K	Panel 595x595 mm 4000K	Panel 595x595 mm 5000K
P/N		DELL-PL3404022E022	DELL-PL4404022E022	DELL-PL5404022E022
Rated Voltage		230 VAC	230 VAC	230 VAC
Frequency		50 Hz	50 Hz	50 Hz
Rated Wattage		34/36/38/40W adjustable with DIP switch	34/36/38/40W adjustable with DIP switch	34/36/38/40W adjustable with DIP switch
Deviation Tolerance of Wattage		±10 %	±10 %	±10 %
Power Factor		>0.9	>0.9	>0.9
Rated Current (DC Panel light)	34W	900 mA	900 mA	900 mA
	36W	950 mA	950 mA	950 mA
	38W	1000 mA	1000 mA	1000 mA
	40W	1050 mA	1050 mA	1050 mA
Output Voltage (Power supply)		25-40V DC output		
Rated Current (Power supply)	34W	148 mA	148 mA	148 mA
	36W	157 mA	157 mA	157 mA
	38W	165 mA	165 mA	165 mA
	40W	174 mA	174 mA	174 mA
Maximum Input Current (Power supply)		250 mA	250 mA	250 mA
Start On		<0.5S	<0.5S	<0.5S
Warm-up time up to 60% of the full light output		<1S	<1S	<1S
Dimmable		NO	NO	NO
Unified Glare Rating Room dimensions of 4H/8H		<16	<16	<16
Peak luminous intensity (cd)*	34W	3100	3100	3100
	36W	3250	3250	3250
	38W	3680	3680	3680
	40W	3880	3880	3880

Beam Angle (degrees)	75°	75°	75°
R9 CRI	>0	>0	>0
Survival factor	100%	100%	100%
Lumen Maintenance factor	96%	96%	96%
Displacement factor (cos φ1)	>0.9	>0.9	>0.9
Stroboscopic effect metric (SVM)	≤ 0.4	≤ 0.4	≤ 0.4
Flicker metric (PstLM)	≤ 1	≤ 1	≤ 1
Energy Efficiency Class(EEC)	E	E	E
Safety requirements	CE	CE	CE
Applicable Environments	Front side: IP40 Back side: IP20	Front side: IP40 Back side: IP20	Front side: IP40 Back side: IP20
Photobiological Group	RG 0	RG 0	RG 0

*tolerance +/- 10%

B. Light Data

Color		Warm white	Neutral White	Daylight White
Color Temperature (CCT)		3000K	4000K	5000K
Lumen Output* (φ90°)	34W	3760 lm	4050 lm	4050 lm
	36W	3980 lm	4285 lm	4285 lm
	38W	4200 lm	4520 lm	4520 lm
	40W	4420 lm	4760 lm	4760 lm
Lumen Output* (φTotal)	34W	4420 lm	4760 lm	4760 lm
	36W	4680 lm	5040 lm	5040 lm
	38W	4940 lm	5320 lm	5320 lm
	40W	5200 lm	5600 lm	5600 lm
Color Rendering Index		≥ 80		
Efficacy(Useful)*[Ⓞ]		110 lm/W	119 lm/W	119 lm/W
Efficacy(Total)*		130 lm/W	140 lm/W	140 lm/W
Color Consistency**		6 Step MacAdam Ellipse (6 SDCM)		

*tolerance +/- 10%

** 3000K center point (0.4338, 0.403) · 4000K center point (0.3818, 0.3796) · 5000K center point (0.34464, 0.35506)

Ⓞ Efficacy(Useful) = (φ use / Pon) x FTM

C. Lifetime

(Supplied Voltage:AC230V; Ambient Temperature: 25°C)

Lumen Maintenance Factor	70%of the rated lifetime
Rated Lifetime – L₇₀B₅₀	50,000 hrs
Switching Cycles	≥ 25,000

D. Temperature Operation

Normal operation temperature	-10°C ~ 50°C
Relative Humidity	10%~ 90%

E. Geometric Data

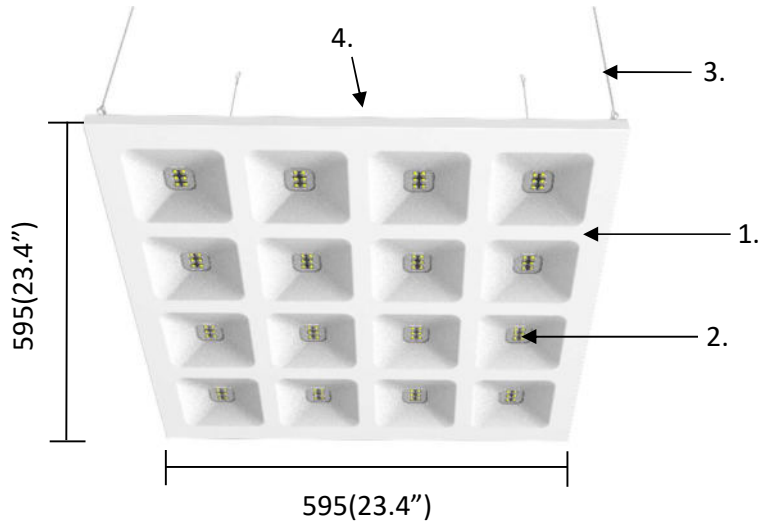
Model	Panel 595x595 mm
Maximum Length	595 ± 2 mm (23.43 ± 0.08 inch)
Maximum width	595 ± 2 mm (23.43 ± 0.08 inch)
Maximum thickness	with driver 46 ± 3 mm (1.81 ± 0.12 inch) without driver 18 ± 3 mm (0.71 ± 0.12 inch)
Mass	2.5kg ± 250 g

F. Environmental relevant materials

Mercury (Hg)	Comply with RoHS Directive 2011/65/EU
Lead (Pb)	
Cadmium(Cd)	
Hexavalent Chromium(Cr6+)	
Polybrominated Biphenyls(PBBs)	
Polybrominated Diphenyl Ethers(PBDEs)	
Bis (2-ethylhexyl) phthalate(DEHP)	
Butyl benzyl phthalate(BBP)	
Dibutyl phthalate(DBP)	
Diisobutylphthalate(DIBP)	

2. Outline Drawing

Unit : mm

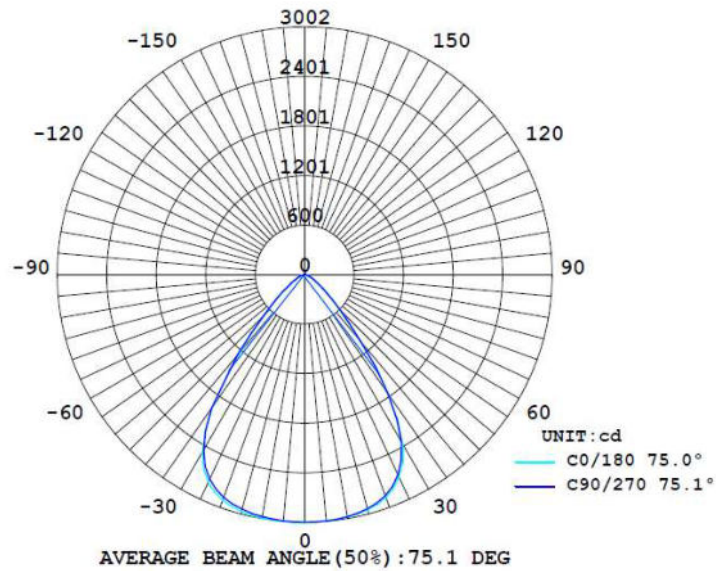


Material Information

- 1. Structure: SPCC
- 2. Lens: Plastic
- 3. Hanging wire: Stainless steel
- 4. Back plate: Galvanized iron

3. Light Distribution Curve

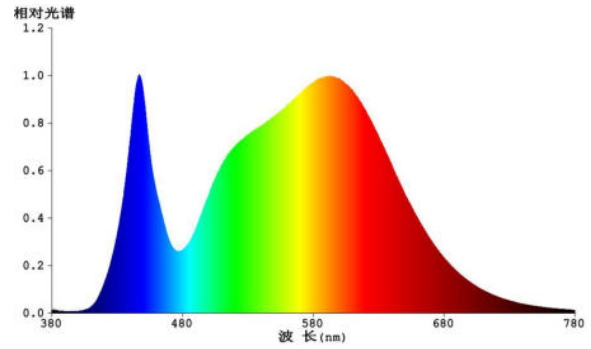
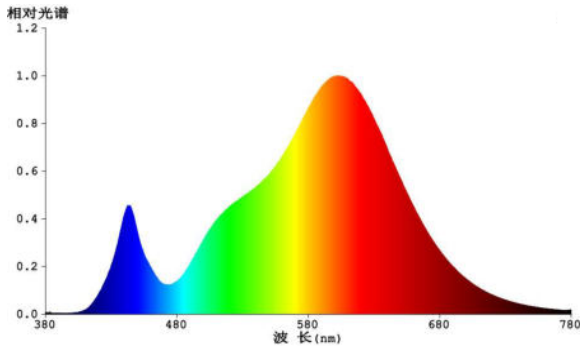
Full width at half maximum (FWHM) : 75°



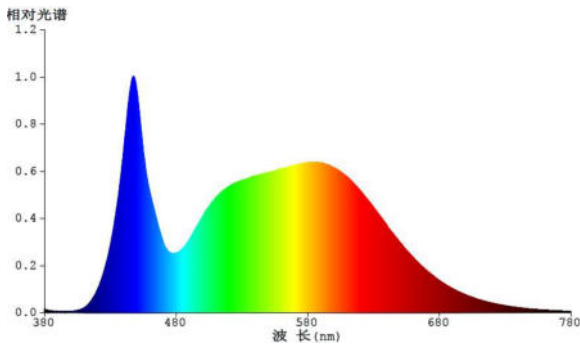
4. Spectrum Distribution

3000K: DELL-PL3404022E022

4000K: DELL-PL4404022E022



5000K: DELL-PL5404022E022



5. 4 levels of power adjustable drivers

Current adjustment and corresponding parameters

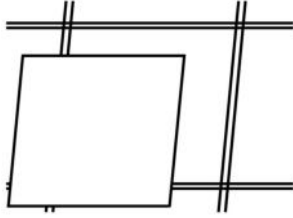
Switching selection sheet				
Pout Max.	Irated	Urated	Number "1"	Number "2"
34W	850MA	40V	■	■
36W	900MA	40V	ON	■
38W	950MA	40V	■	ON
40W	1000MA	40V	ON	ON

Note : ▲ means initial current ■ means current adjustment cut off

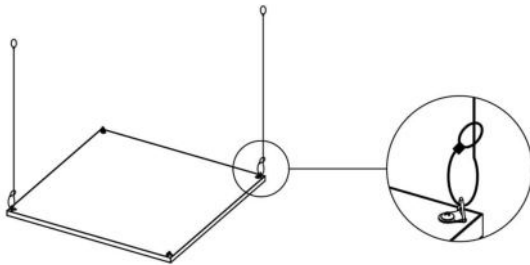
6. Installation Instructions

6.1 Recessed Installation

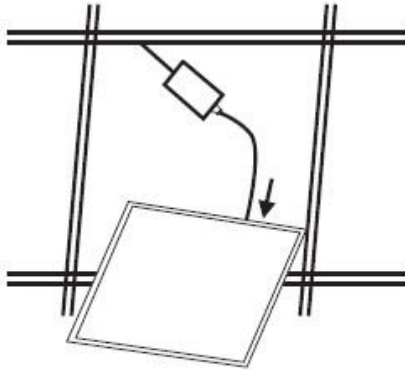
1. Remove the ceiling grid panel.



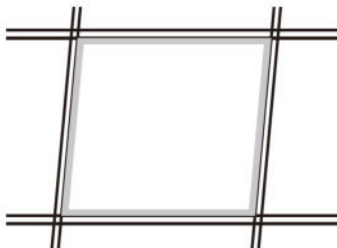
2. Fixation of the safety cable. Two safety cables respectively pass through the triangle anchors at the back side of LED panel and secure them to be fixed on the position.



3. Connect the wires of AC supply mains to the corresponding ports of LED power supply.

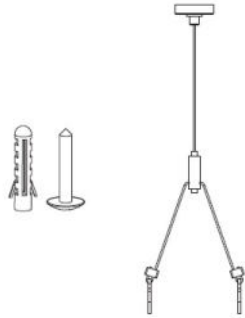


4. Insert the LED Panel into ceiling grid.




6.2 Suspended Installation

1. Accessories.

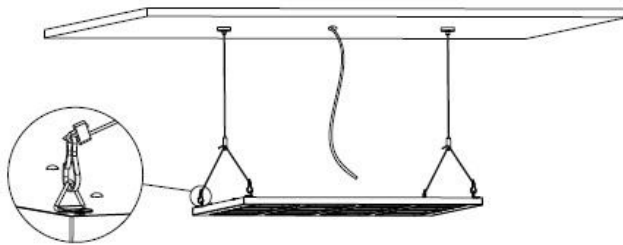


Hanging cable x 2 pcs
Screw x 4 sets

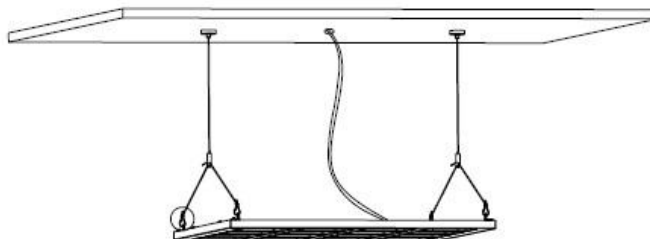
2. Install the hanging cables on the ceiling according to the size of LED panel.



3. Hook the hanging cables with the triangle anchors at the back side of LED panel and then adjust the length of hanging cables to the position.



4. Connect the wires of AC supply mains to the corresponding ports of LED power supply.



7. Warnings

- Before replacing, turn off power and let lamp cool to avoid electrical shock or burn.
- Before opening the package, please check if there's damage or defect during transportation, if damage occurs, please don't use it and inform your supplier immediately.
- Please do not attempt to use a damaged product.
- The product should be installed, dismantled and maintained by a qualified electrician; Suppliers don't take charge of any problems or damages that occur due to mishandling such as an operation not permitted in this manual.
- Choose an install place where can withstand 10 times the weight of the product to ensure a solid installation.
- Wipe the veil with soft cloth dipped a little neutral detergent, be sure not to use any sandpaper, polishing powder or alcohol, gasoline and so on liquor.
- The light source of this luminaire is not replaceable; when the light source reaches its end of life the whole luminaire shall be replaced.

8. Cautions

Not intended for use with emergency light fixtures for exit lights.

9. Notes

All characteristics are estimated at room temperature (25°C), free air burning, base up burning position and at rated voltage. In view of the complex manufacturing process for light above for the technical LED parameters are merely statistical values that do not necessarily correspond to the actual technic individual products may vary from the typical values.


10. Logistic information

Model	Panel 595x595 mm 3000K	Panel 595x595 mm 4000K	Panel 595x595 mm 5000K
Pieces per pack	1	1	1
EAN code on pack	4711112385553	4711112385560	4711112385577
Size of pack	L665*W635*H70	L665*W635*H70	L665*W635*H70
Weight per pack (G.W)	3.42kg	3.42kg	3.42kg
Packs per inner box	N/A	N/A	N/A
EAN code on inner box	N/A	N/A	N/A
ITF code on inner box	N/A	N/A	N/A
Size of inner box	N/A	N/A	N/A
Weight per inner box(G.W)	N/A	N/A	N/A
Packs per outer box	5	5	5
EAN code on outer box	N/A	N/A	N/A


ITF code on outer box	14711112385550	14711112385567	14711112385574
Size of outer box	L650*W375 *H685	L650*W375 *H685	L650*W375 *H685
Weight per outer box(G.W)	19.3kg	19.3kg	19.3kg

Packing Photograph


DELL-PL3404022E022



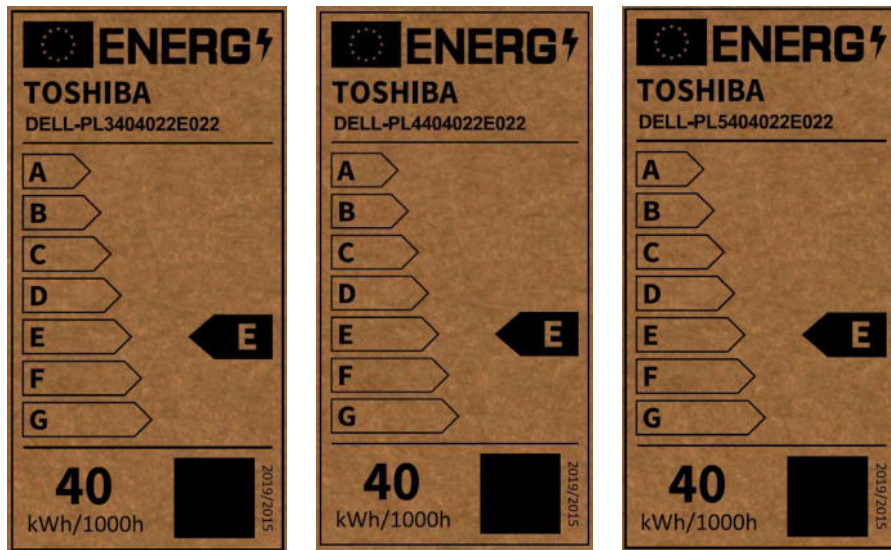
DELL-PL4404022E022



DELL-PL5404022E022



11. ERP Label



*Suppliers have to use the EPREL official website to generate a QR-code by a pre-registration.

12. Conformity

2014/35/EU; Low Voltage Directive	EN 60598-1:2015+A1:2018 、 EN 60598-2-2:2012 EN 62493:2015 、 IEC/TR 62778: 2014
2014/30/EU; EMC Directive	EN IEC 55015: 2019+A11:2020 、 EN 61547:2009
2009/125/EC; ErP Directive	(EU) 2019/2015 、 (EU) 2019/2020 、 (EU) 2021/340 、 (EU) 2021/341
2011/65/EU+(EU)2015/863; RoHS Directive	EN 50581: 2012

13. Applicable countries

Albania ,Austria , Belgium , Bulgaria , Croatia , Cyprus , Czech , Denmark , Estonia , Finland , France , Georgia
Germany ,Greece , Iceland , Ireland , Italy , Luxembourg , Malta , Morocco , Netherland , Norway , Portugal
Romania ,Serbia , Spain , Sweden , Switzerland , Tunisia ,U.K

Note : The requirement of each country will be reflected to the product specifications, when the products will be shipped to such country.

14. Manufacturer

EPILEDS TECHNOLOGIES, INC.

EPILEDS TECHNOLOGIES, INC.