

Unilux IP65 High Bay -150W

Authorized Licensee for TOSHIBA trademark



1. Specification:

A. General Data

Model	4000K 60D	4000K 90D	4000K 110D	5000K 110D
P/N	AELL-HB4215060 A013	AELL-HB4215090A 013	AELL-HB42150A1A 013	AELL-HB52150A1A 013
Product code	TBD			
Rated Voltage	100-240 VAC			
Frequency	50/60 Hz			
Rated Wattage	150.0 W			
Deviation Tolerance of Wattage	±10 %			
Power Factor*	0.95(typical)			
Rated Input Current	1.36 A (110V) 0.68 A (220V)			
Maximum Input Current	1.65 A			
Start On	<0.5S			
Warm-up time up to 60% of the full light output	<1S			
Dimmable	NO			
Beam Angle	60°	90°	110°	110°
Unified Glare Rating Room dimensions of 4H/8H	<22	<25	<30	<30
Peak luminous intensity (cd)	25400	12500	8700	8700
R9 CRI	>0	>0	>0	>0
Survival factor	>0.9	>0.9	>0.9	>0.9

Lumen Maintenance factor	>96%	>96%	>96%	>96%
Displacement factor (cos φ1)	≧ 0.9	≧ 0.9	≧ 0.9	≧ 0.9
Stroboscopic effect metric (SVM)**	0.00	0.00	0.00	0.00
Flicker metric (PstLM)**	0.00	0.00	0.00	0.00
Energy Efficiency Class(EEC)	D	D	D	D
Safety requirements	CE			
Applicable Environments	IP65 / IK08			
Type of Installation	Suspension			
Exchangeable LED Module	NO			
Photobiological Group	RG1			
Safety class	Class I			

* PF tolerance +/- 5%

**Outdoor product belongs to the (EU) 2019/2020 Appendix III exemption light source item.

B. Light Data

Color	Natural White			Cool White
Color Temperature (CCT)	4000K			5000K
Total luminous flux*	21,000 lm			
Useful luminous flux*	18500 lm	19,900 lm	20,000 lm	20,000 lm
Color Rendering Index*	80			
Efficacy (Total)*	140 lm/W			
Efficacy (Useful)*	123.3 lm/W	132.6 lm/W	133.3 lm/W	133.3 lm/W
Color Consistency**	6 Step MacAdam Ellipse (6 SDCM)			

* tolerance +/- 10% ** 4000K center point (0.3818, 0.3797), 5000K center point(0.3447, 0.3553)

C. Lifetime

(Supplied Voltage: AC230V; Ambient Temperature: 25°C)

Lumen Maintenance Factor	70% of the rated lifetime
Rated Lifetime – L_{70B50}	50,000 hrs
Switching Cycles	≧ 25,000

D. Temperature Operation

Normal operation temperature	-10°C ~ 40°C
Relative Humidity	10% ~ 90%

E. Geometric Data

Model	Unilux IP65 High bay -150W
Maximum length	φ340 mm ± 5 mm
Maximum width	φ340 mm ± 5 mm
Maximum height	185 mm ± 5 mm
Mass	2600 g ± 5%

F. Environmental relevant materials

Mercury (Hg)	Comply with RoHS Directive 2011/65/EU
Lead (Pb)	
Cadmium(Cd)	
Hexavalent Chromium(Cr6+)	
Polybrominated Biphenyls(PBBs)	
Polybrominated Diphenyl Ethers(PBDEs)	
Bis (2-ethylhexyl) phthalate(DEHP)	
Butyl benzyl phthalate(BBP)	
Dibutyl phthalate(DBP)	
Diisobutyl phthalate(DIBP)	

2. Outline Drawing

Unit : mm

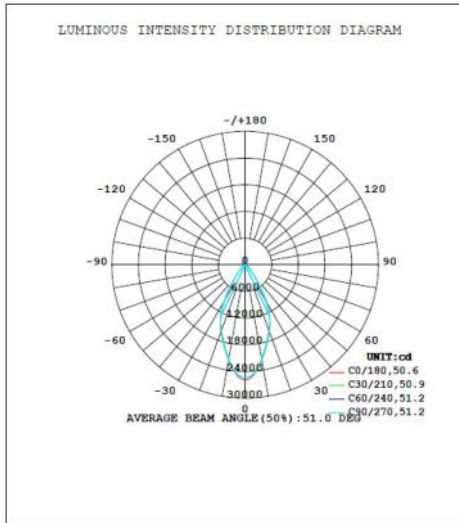


Material Information

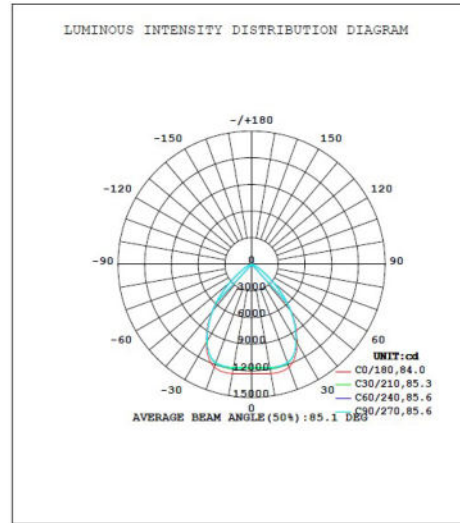
- | | |
|--------------------|----------|
| 1. Driver : | Aluminum |
| 2. Heat sink: | Aluminum |
| 3. MCPCB : | Aluminum |
| 4. Gasket | Silicone |
| 5. Plastics washer | PC |
| 6. Optical lens: | PC |

3. Light Distribution Curve

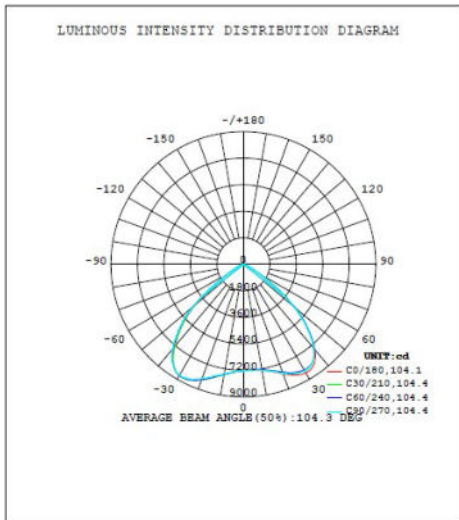
150W- 60D



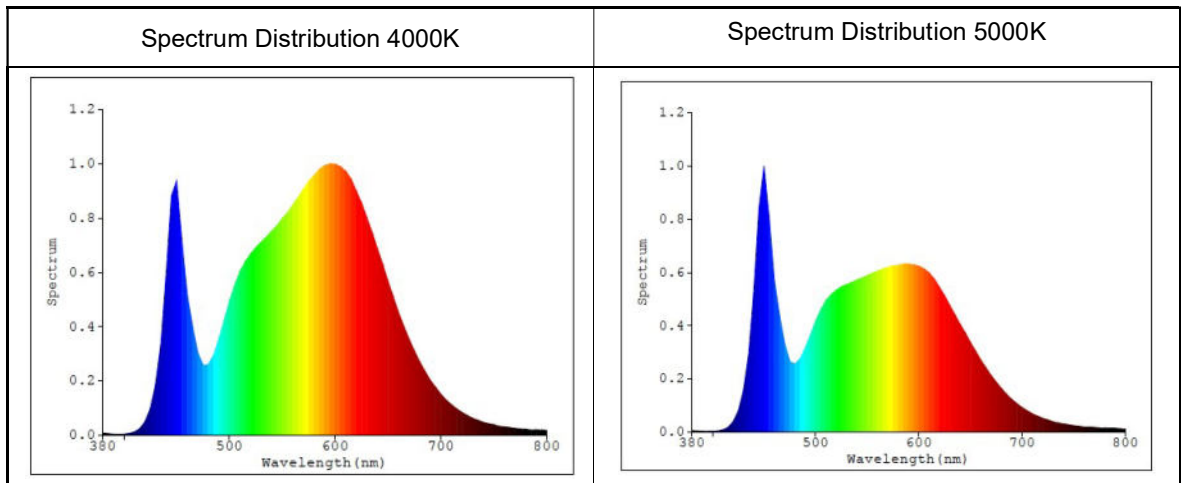
150W-90D



150W- 110D

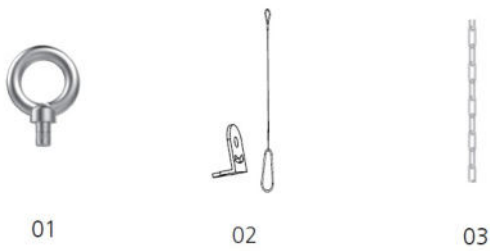


4. Spectrum Distribution



5. Accessory

Round hook: M10, Bracket: 39.6*30*18.5mm, Safety rope: 1M Φ 1.5mm

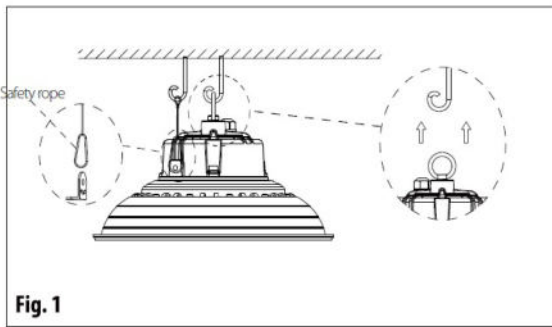
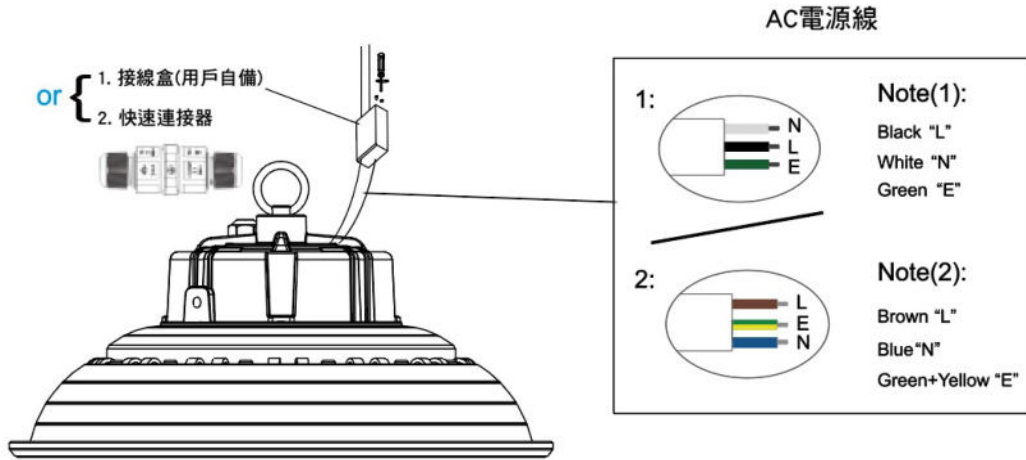


Mounting Accessories

Accessories	IMAGE	DESIGNTION	MATERIAL	QUANTITY	ACCESSORY USE
Standard	01	Round hook	Stainless steel	1PC	Used for suspending.
Standard	02	Safety rope Bracket	Stainless steel SPCC	1PC	Used for suspending.
Optional	03	Chain	Stainless steel	1PC	Used for suspending.

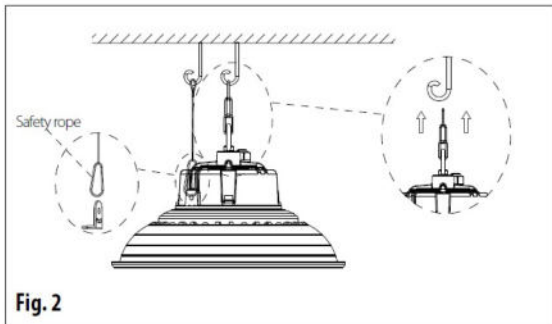
6. Installation

Junction Box is not provide.



1 Round hook

- A. First fix two hooks to the wall.
- B. Fix the lamp by connecting the lifting ring on the power supply through the hook.
- C. Fix the safety rope by connecting the hole bracket on the power supply through the hook.
- D. Connect the power cord, pay attention to distinguish the live, neutral and ground of the power supply.
- E. Press the power cord to illuminate the light to ensure the light is on.



2 Chain

- A. First fix two hooks to the wall.
- B. Fix the chain by connecting the lifting ring on the power supply through the hook.
- C. Fix the safety rope by connecting the hole bracket on the power supply through the hook.
- D. Connect the power cord, pay attention to distinguish the live, neutral and ground of the power supply.
- E. Press the power cord to illuminate the light to ensure the light is on.

7. Warnings

- Before replacing, turn off power and let high bay cool to avoid electrical shock or burn.
- Do not touch electronic components, electronic components maybe under high voltage.
- Do not stare into LED light beam
- The luminaire shall be installed by a qualified electrician and wired in accordance with the latest IEE electrical regulations or the national requirements.

8. Cautions

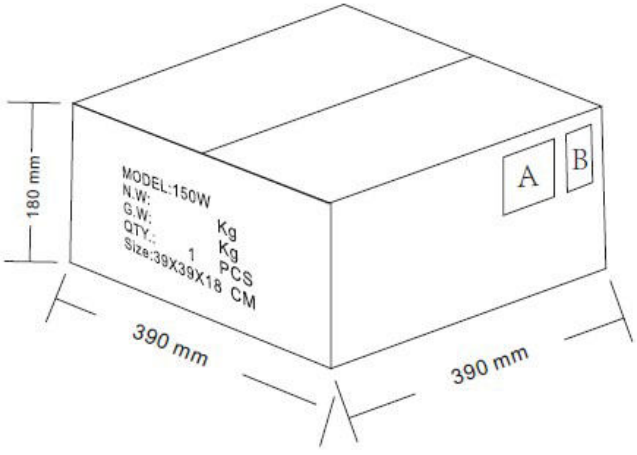
Only to apply in dry or damp locations and most of open fixtures with lamp-holders that offer sufficient space (10 mm free air space). Not intended for use with emergency light fixtures or exit lights.

9. Notes

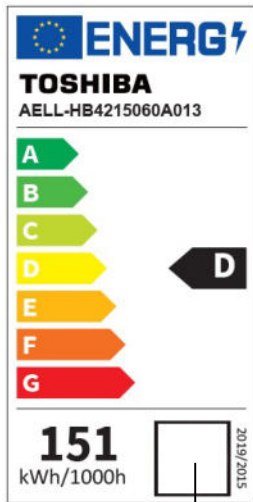
All characteristics are estimated at room temperature (25°C), free air burning, base up burning position and at rated voltage. In view of the complex manufacturing process for light above for the technical LED parameters are merely statistical values that do not necessarily correspond to the actual technic individual products may vary from the typical values.

10. Logistic information

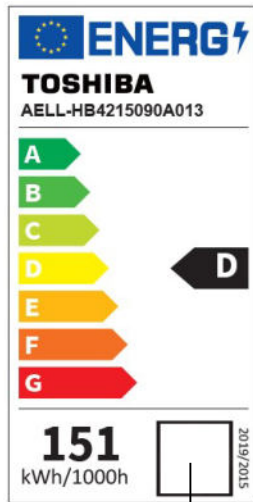
Model	4000K 60D	4000K 90D	4000K 110D	5000K 110D
P/N	AELL-HB4215060 A013	AELL-HB4215090 A013	AELL-HB42150A1 A013	AELL-HB52150A1 A013
Pieces per pack	N/A			
EAN code on pack	N/A			
Size of pack	N/A			
Weight per pack (G.W)	N/A			
Packs per inner box	N/A			
EAN code on inner box	N/A			
ITF code on inner box	N/A			
Size of inner box	N/A			
Weight per inner box(G.W)	N/A			
Packs per outer	1			

box				
EAN code on outer box	4711112383078	4711112383085	4711112383108	4711112383092
ITF code on outer box	14711112383075	14711112383082	14711112383105	14711112383099
Size of outer box	390x390x180 mm			
Weight per outer box(G.W)	3.6 kg			
Packing Photograph	 <p>A : Product label B : Erp label</p>			

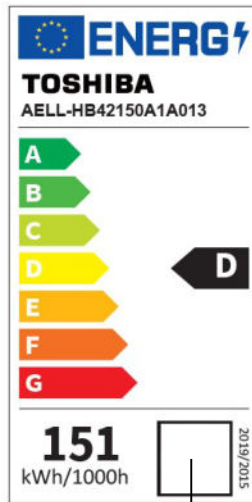
11. ERP Label



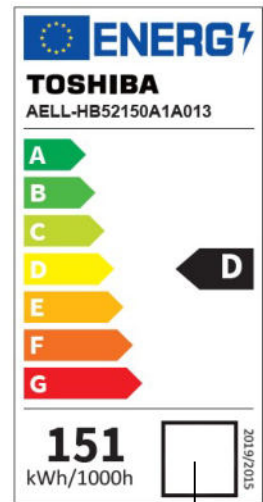
(QR code*)



(QR code*)



(QR code*)



(QR code*)

*Suppliers have to use the EPREL official website to generate a QR-code by a pre-registration.

12. Conformity

2014/35/EU; Low Voltage Directive	EN 60598-2-1:1989 ; EN 60598-1: 2015+A1:2018 ; EN 62471:2008 ; EN 62493:2015 ; EN 62031:2008+A1:2013+A2:2015
2014/30/EU; EMC Directive	EN 55015: 2013+A12015 、 EN 61000-3-2:2014 、 EN 61000-3-3: 2013 EN 61547:2009
2009/125/EC; ErP Directive	(EU) 2019/2015 、 (EU) 2019/2020 、 (EU) 2021/340 、 (EU) 2021/341
2011/65/EU+(EU)2015/863; RoHS Directive	EN 50581: 2012

13. Applicable countries

Albania ,Austria , Belgium , Bulgaria , Croatia , Cyprus , Czech , Denmark , Estonia , Finland , France , Georgia
Germany ,Greece , Iceland , Ireland , Italy , Luxembourg , Malta , Morocco , Netherland , Norway , Portugal
Romania ,Serbia , Spain , Sweden , Switzerland , Tunisia ,U.K

Note : The requirement of each country will be reflected to the product specifications, when the products will be shipped to such country.

14. Manufacturer and Toshiba brand licensee

EPILEDs TECHNOLOGIES, INC.